

R110630/01 *Russula lilacea*
SG Incrustatula / S Lilaceinae / Ss Lilaceinae

EXS R11/003

R.lil
RECTO

LIEU L-Wilwerwiltz
GPS N 49°58'65.0"
E 05°58'42.5"
COORD -
ALT 356 m
ECOL Carpinus



5	SPCO	ROM	DAG
P	Ia- IIa	1- 4	
Q	IIb-IIIb	5-11	
R	IIIc- IVe	12-26	
6	S-ACRE	T-DOUX	U-AMER
F	4	G*	S-L+
			sva gsb

1	A	ro-rs-po
	B	ve-ol
	C	ja-or
	D	bl-li-vo
	E	wh +-
	F	br-gr-no
	G	mixte




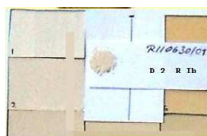

Gaiac
<5" co
>5" REM

2	CUTIS	SEP
H	I	J
	±¼	¼¾ +¾

3	STIPE
K	wh
L	color

4	CHAPEAU	Ø
M	10-20	
N	3-10	cm
O	1- 3	

7	V	CHAIR
		DECOLOR
8	W	DC+
	X	DC-HP-
	Y	HP+
	Z	DC+HP+



REMARQUES (% NOTES verso)

Gaiac: S - / L ++

REF:

RO534/SA1326/BM60#104/BK6-155/CR1489/ER178/KG2-482/MA5-459/GR272

1	2	3	4	5	6	7	8
A	I	K	N	P	T	-	Y
D	-	-	O	-	S	-	-