

L100812/01 *Lactarius tabidus*
 SG Russularia / S Tabidi

EXS L10/E02

L.tab
 RECTO

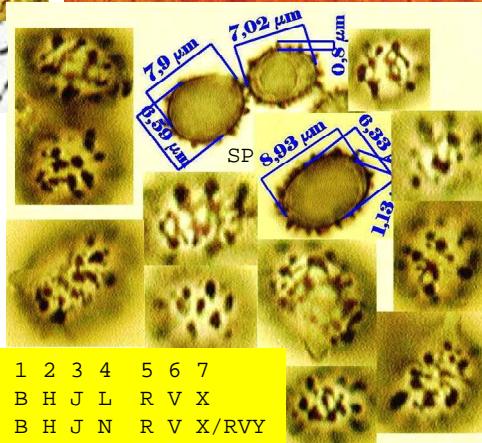
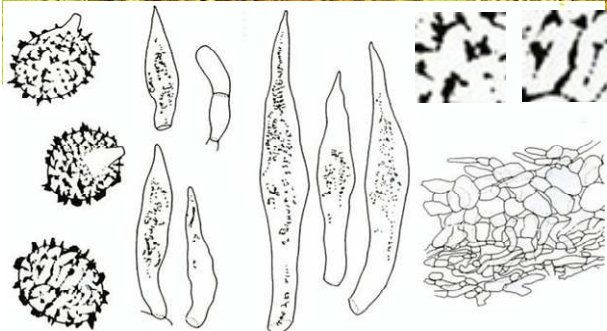
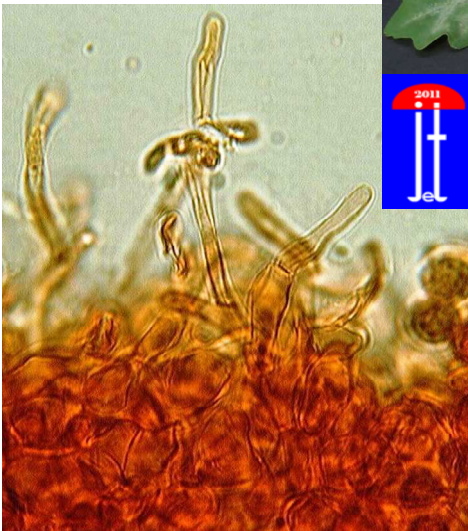
LIEU MLB
 COOR -
 GPS N -
 E -
 ALT -
 ECOL Betula/Quercus/Picea

LATEX wh
 LM -
 H ja
 PV -
 TAS D > -A
 ODO -



DESCRIPTION
THE GENUS LACTARIUS
 FUNGI OF NORTHERN EUROPE 2

P 200



REMARQUES (% verso)
 %REF: BA632/BM92#15-3b/BK6-071/CR1593
 GR228/KG2-427/MA6-579

CODE	1	2	3	4	5	6	7
BMS	B	H	J	L	R	V	X
	B	H	J	N	R	V	X/RVX